

# A-CPmicro

## Micro Cheese Plate



### Instruction Manual

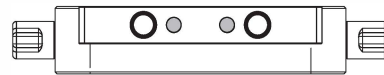
Thank you for purchasing the A-CPmicro. The A-CPmicro is a micro sized cheese plate that can accommodate the IDX P-Vmicro. Prior to using the cheese plate, IDX recommends reading this instruction manual and keeping it for future reference.

#### Specifications

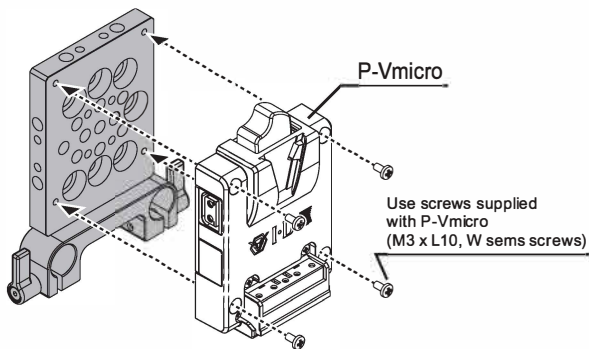
- Dimensions : approx. 102 (W) x 109 (H) x 18 (D) mm  
approx. 4.01(W) x 4.29(H) x 0.70 (D) inches
- Size of plate : approx. 66 (W) x 84 (H) x 10 (D) mm  
approx. 2.59 (W) x 3.30 (H) x 0.39 (D) inches
- Fixing stay : approx. 102 (W) x 25 (H) x 18 (D) mm  
approx. 4.01 (W) x 0.98 (H) x 0.70 (D) inches
- Weight : approx. 160g / 0.35 lbs
- Supplied with an allen key.

#### Types of holes

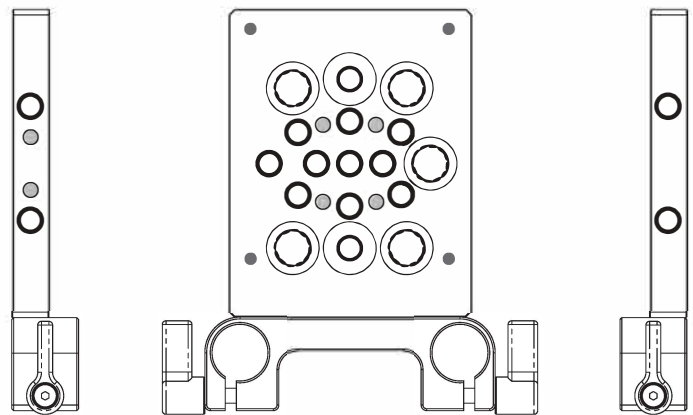
- M3 x 4 holes. (to be used for P-Vmicro)
- UNC 1/4-20 x 18 holes
- M4 x 8 holes. (to accommodate  $\Phi 15$  rod clamp)
- UNC 3/8-16 x 5 holes



#### Attaching P-Vmicro

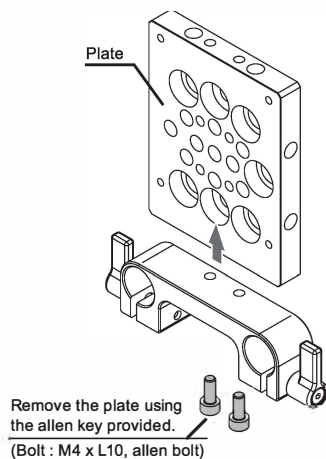


\*Use 4 holes to attach the plate firmly using the screws provided.

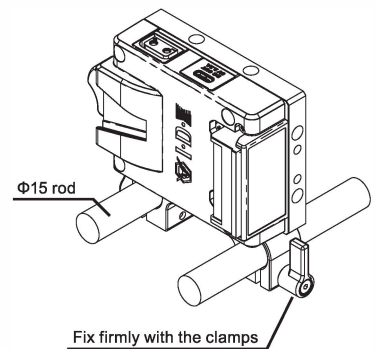
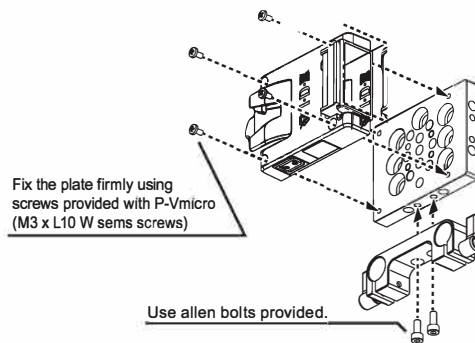


#### Removing and attaching the plate

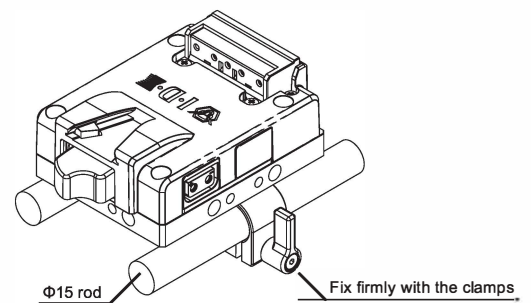
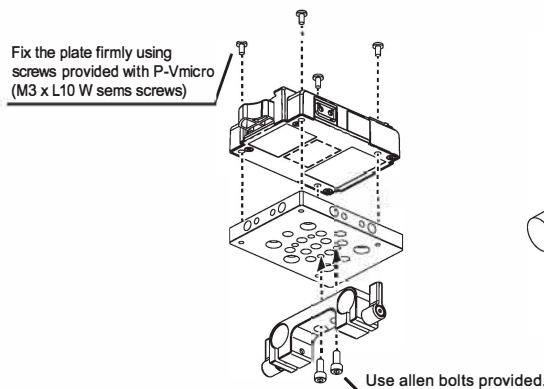
##### • Removing



##### • Attaching the plate vertically



##### • Attaching the plate horizontally



Design and specifications are subject to change without notice.